

Parenteral products should be inspected visually for particulate matter and discoloration prior to administration. Do not use the solution if it is discolored or particulate matter is present. Any unused portion must be discarded in accordance with regulations dealing with the disposal of such materials.

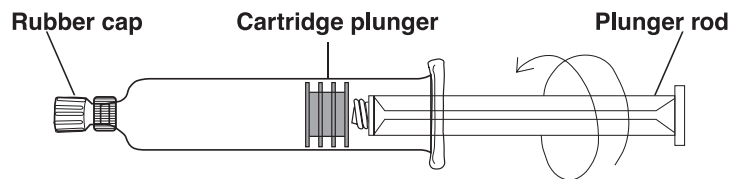
#### HOW SUPPLIED

ProHance (Gadoteridol) Injection is a clear, colorless to slightly yellow solution containing 279.3 mg/mL of gadoteridol in rubber stoppered vials. ProHance is available in boxes of:

Five 5 mL fills in single dose 15 mL vials	(NDC 0270-1111-04)
Five 10 mL fills in single dose 30 mL vials	(NDC 0270-1111-01)
Five 15 mL fills in single dose 30 mL vials	(NDC 0270-1111-02)
Five 20 mL fills in single dose 30 mL vials	(NDC 0270-1111-03)
Five 10 mL fills in single dose 20 mL prefilled syringes	(NDC 0270-1111-16)
Five 17 mL fills in single dose 20 mL prefilled syringes	(NDC 0270-1111-45)

#### Directions for Use of the ProHance® (Gadoteridol) Injection single dose syringe\*

- 1) Screw the threaded tip of the plunger rod clockwise into the cartridge plunger and push forward a few millimeters to break any friction between the cartridge plunger and syringe barrel.



- 2) Holding syringe erect, aseptically remove the rubber cap from the tip of the syringe and attach either a sterile, disposable needle or tubing with a compatible luer lock using a push-twist action.
- 3) Hold the syringe erect and push plunger forward until all of the air is evacuated and fluid either appears at the tip of the needle or the tubing is filled. Following the usual aspiration procedure, complete the injection. To ensure complete delivery of the contrast medium, the injection should be followed by a normal saline flush.
- 4) Properly dispose of the syringe and any other materials used.

\*The syringe assembly is a HYPACK SCF® single dose syringe supplied by Becton Dickinson.

This product is covered by one or more of:

U.S. Patent No. 4,885,363; U.S. Patent No. 4,963,344; U.S. Patent No. 5,474,756; U.S. Patent No. 5,846,519; and U.S. Patent No. 6,143,274.

#### Rx Only

Manufactured for  
Bracco Diagnostics Inc.  
Princeton, NJ 08543  
by BIPSO GmbH  
78224 Singen (Germany)



Bracco Diagnostics

F.1/6058056

# ProHance® (Gadoteridol) Injection, 279.3 mg/mL

#### WARNING: NEPHROGENIC SYSTEMIC FIBROSIS

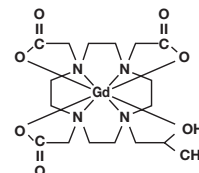
**Gadolinium-based contrast agents (GBCAs) increase the risk for NSF among patients with impaired elimination of the drugs. Avoid use of GBCAs in these patients unless the diagnostic information is essential and not available with non-contrasted MRI or other modalities. NSF may result in fatal or debilitating systemic fibrosis affecting the skin, muscle and internal organs.**

- **The risk for NSF appears highest among patients with:**
  - chronic, severe kidney disease (GFR <30 mL/min/1.73m<sup>2</sup>), or
  - acute kidney injury.
- **Screen patients for acute kidney injury and other conditions that may reduce renal function. For patients at risk for chronically reduced renal function (e.g. age > 60 years, hypertension or diabetes), estimate the glomerular filtration rate (GFR) through laboratory testing.**
- **For patients at highest risk for NSF, do not exceed the recommended ProHance dose and allow a sufficient period of time for elimination of the drug from the body prior to readministration (see WARNINGS).**

#### DESCRIPTION

ProHance (Gadoteridol) Injection is a nonionic contrast medium for magnetic resonance imaging (MRI), available as a 0.5M sterile clear colorless to slightly yellow aqueous solution in vials and syringes for intravenous injection.

Gadoteridol is the gadolinium complex of 10-(2-hydroxy-propyl)-1,4,7,10-tetraazacyclododecane-1,4,7-triacetic acid with a molecular weight of 558.7, an empirical formula of C<sub>17</sub>H<sub>28</sub>N<sub>4</sub>O<sub>7</sub>Gd and has the following structural formula:



Each mL of ProHance contains 279.3 mg gadoteridol, 0.23 mg calteridol calcium, 1.21 mg tromethamine and water for injection. ProHance contains no antimicrobial preservative.

ProHance has a pH of 6.5 to 8.0. Pertinent physicochemical data are noted below:

#### PARAMETER

Osmolality (mOsmol/kg water) @ 37° C	630
Viscosity (cP) @ 20° C	2.0
@ 37° C	1.3
Specific Gravity @ 25° C	1.140
Density (g/mL) @ 25° C	1.137
Octanol: H <sub>2</sub> O coefficient	-3.68 ± 0.02

ProHance has an osmolality 2.2 times that of plasma (285 mOsmol/kg water) and is hypertonic under conditions of use.

#### CLINICAL PHARMACOLOGY

##### Pharmacokinetics

The pharmacokinetics of intravenously administered gadoteridol in normal subjects conforms to a two-compartment open model with mean distribution and elimination half-lives (reported as mean ± SD) of about 0.20 ± 0.04 hours and 1.57 ± 0.08 hours, respectively.

Gadoteridol is eliminated in the urine with 94.4 ± 4.8% (mean ± SD) of the dose excreted within 24 hours post-injection. It is unknown if biotransformation or decomposition of gadoteridol occur *in vivo*.

The renal and plasma clearance rates (1.41 ± 0.33 mL/min/kg and 1.50 ± 0.35 mL/min/kg, respectively) of gadoteridol are essentially identical, indicating no alteration in elimination kinetics on passage through the kidneys and that the drug is essentially cleared through the kidney. The volume of distribution (204 ± 58 mL/kg) is equal to that of extracellular water, and clearance is similar to that of substances which are subject to glomerular filtration.

It is unknown if protein binding of ProHance occurs *in vivo*.

##### Pharmacodynamics

Gadoteridol is a paramagnetic agent and, as such, develops a magnetic moment when placed in a magnetic field. The relatively large magnetic moment produced by the paramagnetic agent results in a relatively large local magnetic field, which can enhance the relaxation rates of water protons in the vicinity of the paramagnetic agent.

In magnetic resonance imaging (MRI), visualization of normal and pathologic brain tissue depends in part on variations in the radiofrequency signal intensity that occur with 1) differences in proton density; 2) differences of the spin-lattice or longitudinal relaxation times (T<sub>1</sub>); and 3) differences in the spin-spin or transverse relaxation time (T<sub>2</sub>). When placed in a magnetic field, gadoteridol decreases T<sub>1</sub> relaxation times in the target tissues. At recommended doses, the effect is observed with greatest sensitivity in the T<sub>1</sub>-weighted sequences.

Gadoteridol does not cross the intact blood-brain barrier and, therefore, does not accumulate in normal brain or in lesions that have a normal blood-brain barrier, e.g., cysts, mature post-operative scars, etc. However, disruption of the blood-brain barrier or abnormal vascularity allows accumulation of gadoteridol in lesions such as neoplasms, abscesses, and subacute infarcts. The pharmacokinetics of ProHance in various lesions is not known.



## CLINICAL TRIALS

ProHance was evaluated in two blinded read trials in a total of 133 adults who had an indication for head and neck extracranial or extraspinal magnetic resonance imaging. These 133 adults (74 men, 59 women) had a mean age of 53 with a range of 19 to 76 years. Of these patients, 85% were Caucasian, 13% Black, 2% Asian, and < 1% other. The results of the non-contrast and gadoteridol MRI scans were compared. In this database, approximately 75-82% of the scans were enhanced. 45-48% of the scans provided additional diagnostic information, and 8-25% of the diagnoses were changed. The relevance of the findings to disease sensitivity and specificity has not been fully evaluated.

ProHance was evaluated in a multicenter clinical trial of 103 children who had an indication for a brain or spine MRI. These 103 children, (54 boys and 49 girls) had a mean age of 8.7 years with an age range of 2 to 20 years. Of these 103 children, 54 were between 2 and 12 years of age. Also, of these 103 children, 74% were Caucasian, 11% Black, 12% Hispanic, 2% Asian, and 2% other. The results of the non-contrast and gadoteridol MRI scans were compared. ProHance was given in one single 0.1 mmol/kg dose. Repeat dosing was not studied. In this database, MRI enhancement was noted in approximately 60% of the scans and additional diagnostic information in 30-95% of the scans.

## INDICATIONS AND USAGE

### Central Nervous System

ProHance (Gadoteridol) Injection is indicated for use in MRI in adults and children over 2 years of age to visualize lesions with abnormal vascularity in the brain (intracranial lesions), spine and associated tissues.

### Extracranial/Extraspinal Tissues

ProHance is indicated for use in MRI in adults to visualize lesions in the head and neck.

## CONTRAINDICATIONS

None known.

## WARNINGS

### Nephrogenic Systemic Fibrosis (NSF)

Gadolinium-based contrast agents (GBCAs) increase the risk for nephrogenic systemic fibrosis (NSF) among patients with impaired elimination of the drugs. Avoid use of GBCAs among these patients unless the diagnostic information is essential and not available with non-contrast enhanced MRI or other modalities. The GBCA-associated NSF risk appears highest for patients with chronic, severe kidney disease (GFR <30 mL/min/1.73m<sup>2</sup>) as well as patients with acute kidney injury. The risk appears lower for patients with chronic, moderate kidney disease (GFR 30-59 mL/min/1.73m<sup>2</sup>) and little, if any, for patients with chronic, mild kidney disease (GFR 60-89 mL/min/1.73m<sup>2</sup>). NSF may result in fatal or debilitating fibrosis affecting the skin, muscle and internal organs. Report any diagnosis of NSF following ProHance administration to Bracco Diagnostics (1-800-257-5181) or FDA (1-800-FDA-1088 or [www.fda.gov/medwatch](http://www.fda.gov/medwatch)). Screen patients for acute kidney injury and other conditions that may reduce renal function. Features of acute kidney injury consist of rapid (over hours to days) and usually reversible decrease in kidney function, commonly in the setting of surgery, severe infection, injury or drug-induced kidney toxicity. Serum creatinine levels and estimated GFR may not reliably assess renal function in the setting of acute kidney injury. For patients at risk for chronically reduced renal function (e.g., age > 60 years, diabetes mellitus or chronic hypertension), estimate the GFR through laboratory testing.

Among the factors that may increase the risk for NSF are repeated or higher than recommended doses of a GBCA and the degree of renal impairment at the time of exposure. Record the specific GBCA and the dose administered to a patient. For patients at highest risk for NSF, do not exceed the recommended ProHance dose and allow a sufficient period of time for elimination of the drug prior to re-administration. For patients receiving hemodialysis, physicians may consider the prompt initiation of hemodialysis following the administration of a GBCA in order to enhance the contrast agent's elimination. The usefulness of hemodialysis in the prevention of NSF is unknown (see **CLINICAL PHARMACOLOGY** and **DOSAGE AND ADMINISTRATION**).

Deoxygenated sickle erythrocytes have been shown in *in vitro* studies to align perpendicular to a magnetic field which may result in vaso-occlusive complications *in vivo*. The enhancement of magnetic moment by ProHance may possibly potentiate sickle erythrocyte alignment. ProHance in patients with sickle cell anemia and other hemoglobinopathies has not been studied.

Patients with other hemolytic anemias have not been adequately evaluated following administration of ProHance to exclude the possibility of increased hemolysis.

Patients with a history of allergy, drug reactions or other hypersensitivity-like disorders should be closely observed during the procedure and for several hours after drug administration. (See **PRECAUTIONS-General**).

## PRECAUTIONS

### General

Gadoteridol is cleared from the body by glomerular filtration. The hepato-biliary enteric pathway of excretion has not been demonstrated with ProHance®. Dose adjustments in renal or hepatic impairment have not been studied. Therefore, caution should be exercised in patients with either renal or hepatic impairment.

In a patient with a history of grand mal seizure, the possibility to induce such a seizure by ProHance® is unknown.

The possibility of a reaction, including serious, life threatening, or fatal, anaphylactic or cardiovascular reactions, or other idiosyncratic reactions (see **ADVERSE REACTIONS**), should always be considered, especially in those patients with a history of a known clinical hypersensitivity or a history of asthma or other allergic respiratory disorders.

Diagnostic procedures that involve the use of contrast agents should be carried out under direction of a physician with the prerequisite training and a thorough knowledge of the procedure to be performed.

When ProHance (Gadoteridol) Injection is to be injected using nondisposable equipment, scrupulous care should be taken to prevent residual contamination with traces of cleansing agents. After ProHance is drawn into a syringe, the solution should be used immediately.

Repeat Procedures: Repeated procedures have not been studied. Sequential use during the same diagnostic session has only been studied in central nervous system use. (See **Pharmacokinetics** under **CLINICAL PHARMACOLOGY** and **Central Nervous System** under **DOSAGE AND ADMINISTRATION**).

### Information for patients:

Patients scheduled to receive ProHance should be instructed to inform their physician if the patient;

1. is pregnant or breast feeding
2. has anemia or diseases that affect the red blood cells
3. has a history of renal or hepatic disease, seizure, hemoglobinopathies, asthma or allergic respiratory diseases
4. has recently received a GBCA.

GBCAs increase the risk for NSF among patients with impaired elimination of the drugs. To counsel patients at risk for NSF:

- Describe the clinical manifestations of NSF
- Describe procedures to screen for the detection of renal impairment

Instruct the patients to contact their physician if they develop signs or symptoms of NSF following ProHance administration, such as burning, itching, swelling, scaling, hardening and tightening of the skin; red or dark patches on the skin; stiffness in joints with trouble moving, bending or straightening the arms, hands, legs or feet; pain in the hip bones or ribs; or muscle weakness.

## CARCINOGENESIS, MUTAGENESIS, AND IMPAIRMENT OF FERTILITY

No animal studies have been performed to evaluate the carcinogenic potential of gadoteridol or potential effects on fertility.

ProHance did not demonstrate genotoxic activity in bacterial reverse mutation assays using *Salmonella typhimurium* and *Escherichia coli*, in a mouse lymphoma forward mutation assay, in an *in vitro* cytogenetic assay measuring chromosomal aberration frequencies in Chinese hamster ovary cells, nor in an *in vivo* mouse micronucleus assay at intravenous doses up to 5.0 mmol/kg.

## Pregnancy Category C

ProHance administered to rats at 10 mmol/kg/day (33 times the maximum recommended human dose of 0.3 mmol/kg or 6 times the human dose based on a mmol/m<sup>2</sup> comparison) for 12 days during gestation doubled the incidence of postimplantation loss. When rats were administered 6.0 or 10.0 mmol/kg/day for 12 days, an increase in spontaneous locomotor activity was observed in the offspring. ProHance increased the incidence of spontaneous abortion and early delivery in rabbits administered 6 mmol/kg/day (20 times the maximum recommended human dose or 7 times the human dose based on a mmol/m<sup>2</sup> comparison) for 13 days during gestation.

There are no adequate and well-controlled studies in pregnant women. ProHance (Gadoteridol) Injection should be used during pregnancy only if the potential benefit justifies the potential risk to the fetus.

## Nursing Mothers

It is not known whether this drug is excreted in human milk. Because many drugs are excreted in human milk, caution should be exercised when ProHance is administered to a nursing woman.

## Pediatric Use

Safety and efficacy in children under the age of 2 years have not been established. The safety and efficacy of doses > 0.1 mmol/kg; and sequential and/or repeat procedures has not been studied in children. (See **INDICATIONS AND USAGE** and **DOSAGE AND ADMINISTRATION** sections)

## ADVERSE REACTIONS

The adverse events described in this section were observed in clinical trials involving 1251 patients (670 males and 581 females). Adult patients ranged in age from 18-91 yrs. Pediatric patients ranged from 2-17 years. The racial breakdown was 83% Caucasian, 8% Black, 3% Hispanic, 2% Asian, and 1% other. In 2% of the patients, race was not reported.

The most commonly noted adverse experiences were nausea and taste perversion with an incidence of 1.4%. These events were mild to moderate in severity.

The following additional adverse events occurred in fewer than 1% of the patients:

Body as a Whole: Facial Edema; Neck Rigidity; Pain; Pain at Injection Site; Injection Site Reaction; Chest Pain; Headache; Fever; Itching; Watery Eyes; Abdominal Cramps; Tingling Sensation in Throat; Laryngismus; Flushed Feeling; Vasovagal Reaction; Anaphylactoid Reactions (characterized by cardiovascular, respiratory and cutaneous symptoms)

Cardiovascular: Prolonged P-R Interval; Hypotension; Elevated Heart Rate; A-V Nodal Rhythm

Digestive: Edematous and/or itching tongue; Gingivitis; Dry Mouth; Loose Bowel; Vomiting

Nervous System: Anxiety; Dizziness; Paresthesia; Mental Status Decline; Loss of Coordination in Arm; Staring Episode; Seizure; Syncope

Respiratory System: Dyspnea; Rhinitis; Cough.

Skin and Appendages: Pruritus; Rash; Rash Macular Papular; Urticaria; Hives; Tingling Sensation of Extremity and Digits

Special Senses: Tinnitus

The following adverse drug reactions have also been reported:

Body as a Whole: Generalized Edema; Laryngeal Edema; Malaise; Anaphylactoid Reactions (characterized by cardiovascular, respiratory and cutaneous symptoms, and rarely resulting in Death).

Cardiovascular: Cardiac Arrest; Bradycardia; Hypertension; and Death in association with pre-existing cardiovascular disorders.

Digestive: Increased Salivation; Dysphagia

Nervous System: Stupor; Tremor; Loss of Consciousness

Respiratory: Apnea; Wheezing

Skin and Appendages: Sweating; and Cyanosis

Special Senses: Voice Alteration; transitory deafness

Urogenital: Urinary Incontinence

## OVERDOSAGE

Clinical consequences of overdose with ProHance have not been reported.

## DOSAGE AND ADMINISTRATION

### Central Nervous System

**ADULTS:** The recommended dose of ProHance (Gadoteridol) Injection is 0.1 mmol/kg (0.2 mL/kg) administered as a rapid intravenous infusion (10 mL/min-60 mL/min) or bolus (> 60 mL/min). In patients with normal renal function suspected of having poorly enhancing lesions, in the presence of negative or equivocal scans, a supplementary dose of 0.2 mmol/kg (0.4 mL/kg) may be given up to 30 minutes after the first dose.

**CHILDREN (2-18 years):** The recommended dose of ProHance is 0.1 mmol/kg (0.2 mL/kg) administered as a rapid intravenous infusion (10 mL/min-60 mL/min) or bolus (> 60 mL/min). The safety and efficacy of doses > 0.1 mmol/kg, and sequential and/or repeat procedures has not been studied.

### Extracranial/Extraspinal Tissues

**ADULTS:** The recommended dose of ProHance is 0.1 mmol/kg (0.2 mL/kg) administered as a rapid intravenous infusion (10 mL/min-60 mL/min) or bolus (> 60 mL/min).

**CHILDREN:** Safety and efficacy for extracranial/extra-spinal tissues has not been established.

Dose adjustments in renal and liver impairment have not been studied.

To ensure complete injection of the contrast medium, the injection should be followed by a 5 mL normal saline flush. The imaging procedure should be completed within 1 hour of the first injection of ProHance (Gadoteridol) Injection.





Dose adjustments in renal and liver impairment have not been studied.

To ensure complete injection of the contrast medium, the injection should be followed by a 5 mL normal saline flush. The imaging procedure should be completed within 1 hour of the first injection of ProHance (Gadoteridol) Injection.

#### DRUG HANDLING

Parenteral products should be inspected visually for particulate matter and discoloration prior to administration. Do not use the solution if it is discolored or particulate matter is present. Any unused portion must be discarded in accordance with regulations dealing with the disposal of such materials.

Concurrent medications or parenteral nutrition should not be physically mixed with contrast agents and should not be administered in the same intravenous line because of the potential for chemical incompatibility.

#### Directions for Proper Use of ProHance (Gadoteridol) Injection Pharmacy Bulk Package

The pharmacy bulk package is used as a multiple dose container with an appropriate transfer device to fill empty sterile syringes.

ProHance Multipack Injection should be drawn into the syringe and administered using sterile technique. If nondisposable equipment is used, scrupulous care should be taken to prevent residual contamination with traces of cleansing agents. Unused portions of the drug must be discarded.

When ProHance Multipack Injection is to be injected using plastic disposable syringes, the agent should be drawn into the syringe and used immediately.

1. The transferring of ProHance (Gadoteridol) Injection from the Pharmacy Bulk Package should be performed in a suitable work area, such as a laminar flow hood, utilizing aseptic technique.

2. The container closure may be penetrated only one time, utilizing a suitable transfer device. Once the pharmacy bulk package is punctured, it should not be removed from the aseptic work area during the entire period of use.
3. The withdrawal of container contents should be accomplished without delay. However, should this not be possible, a maximum time of 8 hours from initial closure entry is permitted to complete fluid transfer operation. Any unused ProHance Multipack Injection must be discarded 8 hours after initial puncture of the bulk package.
4. Storage temperature of container after the closure has been entered should not exceed 25° C (77° F).

#### HOW SUPPLIED

ProHance (Gadoteridol) Injection is a clear, colorless to slightly yellow solution containing 279.3 mg/mL of gadoteridol in rubber stoppered vials. ProHance is available in boxes of five 50mL Pharmacy Bulk Packages (NDC 0270-1111-70).

#### STORAGE

ProHance (Gadoteridol) Injection should be stored at 25° C (77° F) excursions permitted to 15-30° C (59-86° F) [See USP Controlled Room Temperature]. Protect from light. DO NOT FREEZE. Should freezing occur in the vial, ProHance should be brought to room temperature before use. If allowed to stand at room temperature for a minimum of 60 minutes, ProHance (Gadoteridol) Injection should return to a clear, colorless to slightly yellow solution. Before use, examine the product to assure that all solids are redissolved and that the container and closure have not been damaged. Should solids persist, discard vial.



# Bracco Diagnostics

F.1/6058072

## ProHance® Multipack™ (Gadoteridol) Injection, 279.3 mg/mL Pharmacy Bulk Package - Not for Direct Infusion

#### WARNING: NEPHROGENIC SYSTEMIC FIBROSIS

**Gadolinium-based contrast agents (GBCAs) increase the risk for NSF among patients with impaired elimination of the drugs. Avoid use of GBCAs in these patients unless the diagnostic information is essential and not available with non-contrasted MRI or other modalities. NSF may result in fatal or debilitating systemic fibrosis affecting the skin, muscle and internal organs.**

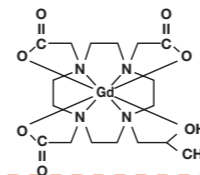
- **The risk for NSF appears highest among patients with:**
  - chronic, severe kidney disease (GFR <30 mL/min/1.73m<sup>2</sup>), or
  - acute kidney injury.
- **Screen patients for acute kidney injury and other conditions that may reduce renal function. For patients at risk for chronically reduced renal function (e.g. age > 60 years, hypertension or diabetes), estimate the glomerular filtration rate (GFR) through laboratory testing.**
- **For patients at highest risk for NSF, do not exceed the recommended ProHance dose and allow a sufficient period of time for elimination of the drug from the body prior to re-administration (see WARNINGS).**

#### DESCRIPTION

ProHance (Gadoteridol) Injection is a nonionic contrast medium for magnetic resonance imaging (MRI), available as a 0.5M sterile clear colorless to slightly yellow aqueous solution for intravenous injection.

Each vial is to be used as a Pharmacy Bulk Package for dispensing multiple single dose preparations utilizing a suitable transfer device.

Gadoteridol is the gadolinium complex of 10-(2-hydroxy-propyl)-1,4,7,10-tetraazacyclododecane-1,4,7-triacetic acid with a molecular weight of 558.7, an empirical formula of C<sub>17</sub>H<sub>23</sub>N<sub>4</sub>O<sub>7</sub>Gd and has the following structural formula:



Each mL of ProHance contains 279.3 mg gadoteridol, 0.23 mg calteridol calcium, 1.21 mg tromethamine and water for injection. ProHance contains no antimicrobial preservative.

ProHance has a pH of 6.5 to 8.0. Pertinent physicochemical data are noted below:

PARAMETER		
Osmolality (mOsmol/kg water)		
	@ 37° C	630
Viscosity (cP)	@ 20° C	2.0
	@ 37° C	1.3
Specific Gravity		
	@ 25° C	1.140
Density (g/mL) @ 25° C		1.137
	Octanol: H <sub>2</sub> O coefficient	-3.68 ± 0.02

ProHance has an osmolality 2.2 times that of plasma (285 mOsmol/kg water) and is hypertonic under conditions of use.

#### CLINICAL PHARMACOLOGY

##### Pharmacokinetics

The pharmacokinetics of intravenously administered gadoteridol in normal subjects conforms to a two-compartment open model with mean distribution and elimination half-lives (reported as mean ± SD) of about 0.20 ± 0.04 hours and 1.57 ± 0.08 hours, respectively.

Gadoteridol is eliminated in the urine with 94.4 ± 4.8% (mean ± SD) of the dose excreted within 24 hours post-injection. It is unknown if biotransformation or decomposition of gadoteridol occur *in vivo*.

The renal and plasma clearance rates (1.41 ± 0.33 mL/ min/kg and 1.50 ± 0.35 mL/ min/kg, respectively) of gadoteridol are essentially identical, indicating no alteration in elimination kinetics on passage through the kidneys and that the drug is essentially cleared through the kidney. The volume of distribution (204 ± 58 mL/kg) is equal to that of extracellular water, and clearance is similar to that of substances which are subject to glomerular filtration.

It is unknown if protein binding of ProHance occurs *in vivo*.

##### Pharmacodynamics

Gadoteridol is a paramagnetic agent and, as such, develops a magnetic moment when placed in a magnetic field. The relatively large magnetic moment produced by the paramagnetic agent results in a relatively large local magnetic field, which can enhance the relaxation rates of water protons in the vicinity of the paramagnetic agent.

In magnetic resonance imaging (MRI), visualization of normal and pathologic brain tissue depends in part on variations in the radiofrequency signal intensity that occur with 1) differences in proton density; 2) differences of the spin-lattice or longitudinal relaxation times (T<sub>1</sub>); and 3) differences in the spin-spin or transverse relaxation time (T<sub>2</sub>). When placed in a magnetic field, gadoteridol decreases T<sub>1</sub> relaxation times in the target tissues. At recommended doses, the effect is observed with greatest sensitivity in the T<sub>1</sub>-weighted sequences.

Gadoteridol does not cross the intact blood-brain barrier and, therefore, does not accumulate in normal brain or in lesions that have a normal blood-brain barrier, e.g., cysts, mature post-operative scars, etc. However, disruption of the blood-brain barrier or abnormal vascularity allows accumulation of gadoteridol in lesions such as neoplasms, abscesses, and subacute infarcts. The pharmacokinetics of ProHance in various lesions is not known.

This product is covered by one or more of: U.S. Patent No. 4,885,363; U.S. Patent No. 4,963,344; U.S. Patent No. 5,474,756; U.S. Patent No. 5,846,519; and U.S. Patent No. 6,143,274.

#### Rx Only

Manufactured for  
Bracco Diagnostics Inc. - Princeton, NJ 08543  
by BIPSO GmbH - 78224 Singen (Germany)





## CLINICAL TRIALS

ProHance was evaluated in two blinded read trials in a total of 133 adults who had an indication for head and neck extracranial or extraspinal magnetic resonance imaging. These 133 adults (74 men, 59 women) had a mean age of 53 with a range of 19 to 76 years. Of these patients, 85% were Caucasian, 13% Black, 2% Asian, and < 1% other. The results of the non-contrast and gadoteridol MRI scans were compared. In this database, approximately 75-82% of the scans were enhanced, 45-48% of the scans provided additional diagnostic information, and 8-25% of the diagnoses were changed. The relevance of the findings to disease sensitivity and specificity has not been fully evaluated.

ProHance was evaluated in a multicenter clinical trial of 103 children who had an indication for a brain or spine MRI. These 103 children, (54 boys and 49 girls) had a mean age of 8.7 years with an age range of 2 to 20 years. Of these 103 children, 54 were between 2 and 12 years of age. Also, of these 103 children, 74% were Caucasian, 11% Black, 12% Hispanic, 2% Asian, and 2% other. The results of the non-contrast and gadoteridol MRI scans were compared. ProHance was given in one single 0.1 mmol/kg dose. Repeat dosing was not studied. In this database, MRI enhancement was noted in approximately 60% of the scans and additional diagnostic information in 30-95% of the scans.

In early studies, ProHance (Gadoteridol) Injection was evaluated in two multicenter trials of 310 evaluable patients suspected of having neurological pathology. After ProHance 0.1 mmol/kg IV, the results were similar to those described above.

In another multicenter study of 49 evaluable adult patients with known intracranial tumor with high suspicion of having cerebral metastases, two doses of ProHance were administered. First ProHance 0.1 mmol/kg was injected followed 30 minutes later with 0.2 mmol/kg. In comparison to the 0.1 mmol/kg dose alone, the addition of the 0.2 mmol/kg dose improved visualization in 67% and improved border definition in 56% of patients. In comparison to non-contrast MRI, the number of lesions after 0.1 mmol/kg increased in 34% of patients. After ProHance 0.2 mmol/kg, this increased to 44%.

## INDICATIONS AND USAGE

### Central Nervous System

ProHance (Gadoteridol) Injection is indicated for use in MRI in adults and children over 2 years of age to visualize lesions with abnormal vascularity in the brain (intracranial lesions), spine and associated tissues.

### Extracranial/Extraspinal Tissues

ProHance is indicated for use in MRI in adults to visualize lesions in the head and neck.

## CONTRAINDICATIONS

None known.

## WARNINGS

### Nephrogenic Systemic Fibrosis (NSF)

Gadolinium-based contrast agents (GBCAs) increase the risk for nephrogenic systemic fibrosis (NSF) among patients with impaired elimination of the drugs. Avoid use of GBCAs among these patients unless the diagnostic information is essential and not available with non-contrast enhanced MRI or other modalities. The GBCA-associated NSF risk appears highest for patients with chronic, severe kidney disease (GFR <30 mL/min/1.73m<sup>2</sup>) as well as patients with acute kidney injury. The risk appears lower for patients with chronic, moderate kidney disease (GFR 30-59 mL/min/1.73m<sup>2</sup>) and little, if any, for patients with chronic, mild kidney disease (GFR 60-89 mL/min/1.73m<sup>2</sup>). NSF may result in fatal or debilitating fibrosis affecting the skin, muscle and internal organs. Report any diagnosis of NSF following ProHance administration to Bracco Diagnostics (1-800-257-5181) or FDA (1-800-FDA-1088 or [www.fda.gov/medwatch](http://www.fda.gov/medwatch)).

Screen patients for acute kidney injury and other conditions that may reduce renal function. Features of acute kidney injury consist of rapid (over hours to days) and usually reversible decrease in kidney function, commonly in the setting of surgery, severe infection, injury or drug-induced kidney toxicity. Serum creatinine levels and estimated GFR may not reliably assess renal function in the setting of acute kidney injury. For patients at risk for chronically reduced renal function (e.g., age > 60 years, diabetes mellitus or chronic hypertension), estimate the GFR through laboratory testing.

Among the factors that may increase the risk for NSF are repeated or higher than recommended doses of a GBCA and the degree of renal impairment at the time of exposure. Record the specific GBCA and the dose administered to a patient. For patients at highest risk for NSF, do not exceed the recommended ProHance dose and allow a sufficient period of time for elimination of the drug prior to re-administration. For patients receiving hemodialysis, physicians may consider the prompt initiation of hemodialysis following the administration of a GBCA in order to enhance the contrast agent's elimination. The usefulness of hemodialysis in the prevention of NSF is unknown (see **CLINICAL PHARMACOLOGY** and **DOSAGE AND ADMINISTRATION**).

Deoxygenated sickle erythrocytes have been shown in *in vitro* studies to align perpendicular to a magnetic field which may result in vaso-occlusive complications *in vivo*. The enhancement of magnetic moment by ProHance may possibly potentiate sickle erythrocyte alignment. ProHance in patients with sickle cell anemia and other hemoglobinopathies has not been studied.

Patients with other hemolytic anemias have not been adequately evaluated following administration of ProHance to exclude the possibility of increased hemolysis.

Patients with a history of allergy, drug reactions or other hypersensitivity-like disorders should be closely observed during the procedure and for several hours after drug administration. (See **PRECAUTIONS-General**).

## PRECAUTIONS

### General

Gadoteridol is cleared from the body by glomerular filtration. The hepato-biliary enteric pathway of excretion has not been demonstrated with ProHance. Dose adjustments in renal or hepatic impairment have not been studied. Therefore, caution should be exercised in patients with either renal or hepatic impairment.

In a patient with a history of grand mal seizure, the possibility to induce such a seizure by ProHance is unknown.

The possibility of a reaction, including serious, life threatening, or fatal, anaphylactic or cardiovascular reactions, or other idiosyncratic reactions (see **ADVERSE REACTIONS**), should always be considered, especially in those patients with a history of a known clinical hypersensitivity or a history of asthma or other allergic respiratory disorders.

Diagnostic procedures that involve the use of contrast agents should be carried out under direction of a physician with the prerequisite training and a thorough knowledge of the procedure to be performed.

When ProHance (Gadoteridol) Injection is to be injected using nondisposable equipment, scrupulous care should be taken to prevent residual contamination with traces of cleansing agents. After ProHance is drawn into a syringe, the solution should be used immediately.

Repeat Procedures: Repeated procedures have not been studied. Sequential use during the same diagnostic session has only been studied in central nervous system use. (See **Pharmacokinetics** under **CLINICAL PHARMACOLOGY** and **Central Nervous System** under **DOSAGE AND ADMINISTRATION**).

## Information for patients:

Patients scheduled to receive ProHance should be instructed to inform their physician if the patient;

1. is pregnant or breast feeding
2. has anemia or diseases that affect the red blood cells
3. has a history of renal or hepatic disease, seizure, hemoglobinopathies, asthma or allergic respiratory diseases
4. has recently received a GBCA.

GBCAs increase the risk for NSF among patients with impaired elimination of the drugs. To counsel patients at risk for NSF:

- Describe the clinical manifestations of NSF
- Describe procedures to screen for the detection of renal impairment

Instruct the patients to contact their physician if they develop signs or symptoms of NSF following ProHance administration, such as burning, itching, swelling, scaling, hardening and tightening of the skin; red or dark patches on the skin; stiffness in joints with trouble moving, bending or straightening the arms, hands, legs or feet; pain in the hip bones or ribs; or muscle weakness.

## CARCINOGENESIS, MUTAGENESIS, AND IMPAIRMENT OF FERTILITY

No animal studies have been performed to evaluate the carcinogenic potential of gadoteridol or potential effects on fertility.

ProHance did not demonstrate genotoxic activity in bacterial reverse mutation assays using *Salmonella typhimurium* and *Escherichia coli*, in a mouse lymphoma forward mutation assay, in an *in vitro* cytogenetic assay measuring chromosomal aberration frequencies in Chinese hamster ovary cells, nor in an *in vivo* mouse micronucleus assay at intravenous doses up to 5.0 mmol/kg.

### Pregnancy Category C

ProHance administered to rats at 10 mmol/kg/day (33 times the maximum recommended human dose of 0.3 mmol/kg or 6 times the human dose based on a mmol/m<sup>2</sup> comparison) for 12 days during gestation doubled the incidence of postimplantation loss. When rats were administered 6.0 or 10.0 mmol/kg/day for 12 days, an increase in spontaneous locomotor activity was observed in the offspring. ProHance increased the incidence of spontaneous abortion and early delivery in rabbits administered 6 mmol/kg/day (20 times the maximum recommended human dose or 7 times the human dose based on a mmol/m<sup>2</sup> comparison) for 13 days during gestation.

There are no adequate and well-controlled studies in pregnant women. ProHance (Gadoteridol) Injection should be used during pregnancy only if the potential benefit justifies the potential risk to the fetus.

### Nursing Mothers

It is not known whether this drug is excreted in human milk. Because many drugs are excreted in human milk, caution should be exercised when ProHance is administered to a nursing woman.

### Pediatric Use

Safety and efficacy in children under the age of 2 years have not been established. The safety and efficacy of doses > 0.1 mmol/kg; and sequential and/or repeat procedures has not been studied in children. (See **INDICATIONS AND USAGE** and **DOSAGE AND ADMINISTRATION** sections)

## ADVERSE REACTIONS

The adverse events described in this section were observed in clinical trials involving 1251 patients (670 males and 581 females). Adult patients ranged in age from 18-91 yrs. Pediatric patients ranged from 2-17 years. The racial breakdown was 83% Caucasian, 8% Black, 3% Hispanic, 2% Asian, and 1% other. In 2% of the patients, race was not reported.

The most commonly noted adverse experiences were nausea and taste perversion with an incidence of 1.4%. These events were mild to moderate in severity.

The following additional adverse events occurred in fewer than 1% of the patients;

Body as a Whole:	Facial Edema; Neck Rigidity; Pain; Pain at Injection Site; Injection Site Reaction; Chest Pain; Headache; Fever; Itching; Watery Eyes; Abdominal Cramps; Tingling Sensation in Throat; Laryngismus; Flushed Feeling; Vasovagal Reaction; Anaphylactoid Reactions (characterized by cardiovascular, respiratory and cutaneous symptoms)
Cardiovascular:	Prolonged P-R Interval; Hypotension; Elevated Heart Rate; A-V Nodal Rhythm
Digestive:	Edematous and/or itching tongue; Gingivitis; Dry Mouth; Loose Bowel; Vomiting
Nervous System:	Anxiety; Dizziness; Paresthesia; Mental Status Decline; Loss of Coordination in Arm; Staring Episode; Seizure; Syncope
Respiratory System:	Dyspnea; Rhinitis; Cough
Skin and Appendages:	Pruritus; Rash; Rash Macular Papular; Urticaria; Hives; Tingling Sensation of Extremity and Digits
Special Senses:	Tinnitus

The following adverse drug reactions have also been reported:

Body as a Whole:	Generalized Edema; Laryngeal Edema; Malaise; Anaphylactoid Reactions (characterized by cardiovascular, respiratory and cutaneous symptoms, and rarely resulting in Death)
Cardiovascular:	Cardiac Arrest; Bradycardia; Hypertension; and Death in association with pre-existing cardiovascular disorders
Digestive:	Increased Salivation; Dysphagia
Nervous System:	Stupor; Tremor; Loss of Consciousness
Respiratory:	Apnea; Wheezing
Skin and Appendages:	Sweating; and Cyanosis
Special Senses:	Voice Alteration; Transitory Deafness
Urogenital:	Urinary Incontinence

## OVERDOSAGE

Clinical consequences of overdose with ProHance have not been reported.

## DOSAGE AND ADMINISTRATION

### Central Nervous System

**ADULTS:** The recommended dose of ProHance (Gadoteridol) Injection is 0.1 mmol/kg (0.2 mL/kg) administered as a rapid intravenous infusion (10 mL/min-60 mL/min) or bolus (> 60 mL/min). In patients with normal renal function suspected of having poorly enhancing lesions, in the presence of negative or equivocal scans, a supplementary dose of 0.2 mmol/kg (0.4 mL/kg) may be given up to 30 minutes after the first dose.

**CHILDREN (2-18 years):** The recommended dose of ProHance is 0.1 mmol/kg (0.2 mL/kg) administered as a rapid intravenous infusion (10 mL/min-60 mL/min) or bolus (> 60 mL/min). The safety and efficacy of doses > 0.1 mmol/kg, and sequential and/or repeat procedures has not been studied.

### Extracranial/Extraspinal Tissues

**ADULTS:** The recommended dose of ProHance is 0.1 mmol/kg (0.2 mL/kg) administered as a rapid intravenous infusion (10 mL/min-60 mL/min) or bolus (> 60 mL/min).

**CHILDREN:** Safety and efficacy for extracranial/extra-spinal tissues has not been established.

